

A Parent's Guide to...



Welcome! Your child is taking part in the Accelerated Reader Program (“AR”).

What is the Accelerated Reader Program ?

All pupils take part in the **Accelerated Reader** program, which is designed to do the following things:

- Find books that are the right ability for your child
- Encourage your child to read more
- Improve your child’s reading ability.



Questions and answers about the Accelerated Reader Program and the BookFinder

How does it work?

At the start of the year every student took a **Star Test**, which is a computer-based test that measures a student's reading ability through a series of 34 questions.

Every test for every student is different, and the computer selects different questions for each student dependent on how well they answer the previous questions. Essentially, the computer adapts the test to suit your son or daughter.

Once the student has completed the test, they are then given a **ZPD score** by their teacher.

How STAR tests work

- 1) The student must take their time. It is recommended that each child should spend **at least 20 minutes** on their tests. Students are used to working quickly in timed conditions, but during a STAR test it is about concentration, focus and careful reading.
- 2) Students should not guess answers to questions. Instead, they should wait for the question to time out. This is to ensure the computer is not given a false impression of the student's reading ability.
- 3) Tests are done in exam conditions without any help from other students or the teacher.

My child has a low reading age, should I worry?

AR is being introduced to help your child to increase the amount of reading they do and also their reading skills. Many students with low reading ages will already be on our SEN register and many may already receive extra support. However, the important thing is to make sure that your child benefits from AR and hopefully makes gains over the year. As a parent/carer, please make sure you support your child's reading at home and talk to the school if you have any concerns.

What is a book level (ATOS)?

Book levels are attached to each book and represent the difficulty of the text. This is not the same as the reading age. As well as a reading age, students will be given a ZPD which sets them a range in which they can choose a book level; for example 4.2 to 6.6.

What is a Zone of Proximal Development?

ZPD is two numbers that the student uses to choose their next reading book.

The lowest number is the lowest level of book the student should be choosing.


The highest number is the highest level of book the student should be choosing.

Students keep a record of all their ZPDs in their planners or exercise books.

A new STAR test takes place every half term, so students can see improvements in their reading ability, but also choose more challenging books.

How can children choose the correct book?

Students should only choose books within their numbers and the colours make it easier for them to choose the right book.

	0.0 to 1.9		5 to 5.9
	2 to 2.9		6 and above
	3 to 3.9		
	4 to 4.9		

What are AR Quizzes?

A quiz is different to a STAR test because students only take a quiz after they have finished a book.

There are usually about 10 questions on the book that has been read. At the end of the quiz the students are given a percentage to show them how well they have done.

There are some important rules for taking quizzes:

1. The book the child is quizzed on must be a book they have read in the last two weeks. AR is not a memory test but rather measuring reading ability.
2. A student cannot take a quiz until they have read the entire text.
3. Quizzes must be done individually, not with anyone's help.

Feedback

The literacy co-ordinator is also there to ensure students are reading the right level and type of books.

The computer can tell teachers very specific information about your child's reading development. For instance, it can even explain how many minutes a day your child is reading.

How will I know if a book has an AR quiz?

All the stock in our Library has been labelled to show it is an AR book and also the levels of the book. Go to www.arbookfind.co.uk to conduct a search of all books with AR quizzes.

What rewards will my child get?

Rewards will be based on points accumulated over a period of time, words read over time and progress made in reading levels and you will be informed of the

details of rewards over the coming weeks.

How much should my child read during the school day?

- According to Renaissance Learning's research, children who read at least 20 minutes a day with a 90% comprehension rate on AR quizzes see the greatest gains.
- Therefore, your child should have at least 20 minutes set aside for reading during day.
- English teachers set reading homework on top of the other English homework they set.

How can I help ?

Encourage your child to read at home. Create a culture of reading in your household by reading with your child, visiting the library, letting your child see you read and discussing books that each of you has read. When reading together, stop and ask questions to check that your child understands what they have read. Reading with your child, no matter how old they are, is an important part of developing a good reader, building a lifelong love of reading and learning.

My child already does well in school. Why do they need this?

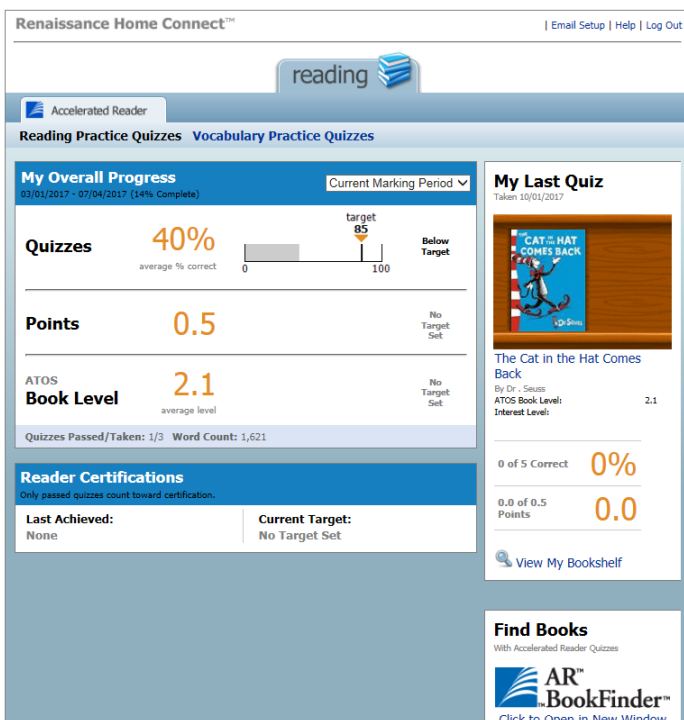
All children need to be challenged, no matter what their ability is and Accelerated Reader stretches and challenges all children to become better readers. All children need to be challenged to reach their full potential.

What if my child doesn't like reading?

Using Accelerated Reader, your child will choose the books they want to read. Their teacher will make certain the book is at the right level so that after completing the book, your child should do well on the AR Reading Practice Quiz. Success on the quiz will encourage your child to read more. With guidance from the teacher, and success, even students who say they don't like reading will develop a love of reading.

How will I know how my child is doing?

You can log onto Accelerated Reader at home with your child through the link on our school website. Click on 'Students', 'Literacy' and then you will see the link. By entering your child's log in details, you will be able to see how they are doing and can access a TOPS Report that tells you and your child how they are doing so you can follow their progress.



Finally...

Thank you for taking the time to read this information about the Accelerated Reader Program. If you have any questions, please do not hesitate to contact us.

A Parent's Guide to...



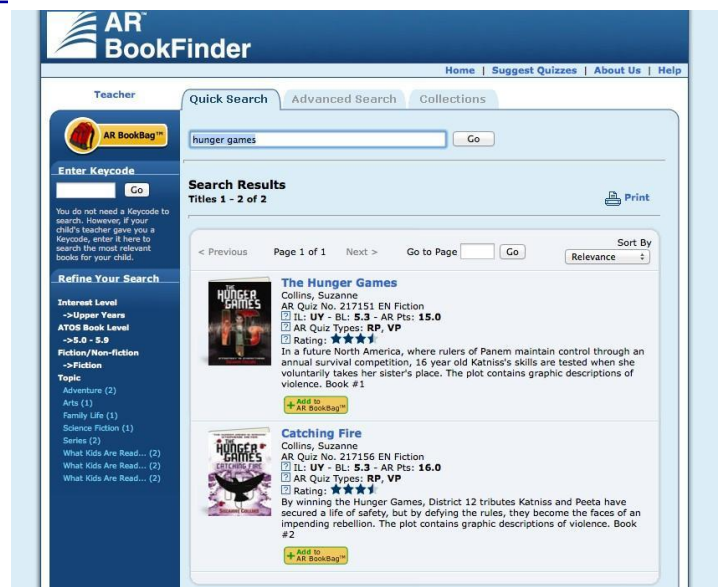
What is the Accelerated Reader Book Finder?

AR BookFinder is an exciting internet based book searching tool from Renaissance Learning that works alongside the AR program. With this free online tool you can search for books that are both interesting and are the appropriate level for your child, quickly and easily.

We would encourage you to take the time to explore this tool with your child, to visit the AR BookFinder just go to www.arbookfind.com.

How to use the AR BookFinder.

- To use Quick Search in AR BookFinder:
- Go to www.arbookfind.co.uk.
- Click the **Quick Search** tab (on the top of the page).
- Type a book title, author, topic, or quiz number into the blank field.
- Click **Go**.
- To narrow the search results, select any of the options on the left of the screen under **Refine Your Search**.
- You can continue to refine your search until you get your desired results.
- To create a book list from the titles you have found,
- Click **Add to AR Book Bag** below the description of any book you want to add to your list.



This guide has been designed to answer any questions that you may have about this program. If you have any additional questions, please contact either Mr Roper, Miss Chorley, or Mr Halligan, or visit the Accelerated Reader Web-site at www.renlearn.co.uk

How to use the Advanced Search on AR BookFinder

The Advanced Search tab allows you to enter more search criteria such as reading level (ATOS), interest level, topics, fiction/nonfiction, and language

- Click the **Advanced Search** tab (on the top of the page).
- To determine the parameters of your search, select **Contains, Starts With, or Exact Match** Enter your search criteria and click **Go**.
- To be sure that the results are appropriate for your child, we recommend that you enter a Reading Level (ATOS). When entering a Reading level, you are also required to enter an interest level. For more information on ATOS book levels and interest levels, click the question mark icon.
- If you are uncertain what books may interest your child, choose a topic and a subtopic to see a list of book categories.

- When AR BookFinder returns your list of search results, you can narrow the results list by selecting any of the options on the left of the screen under Refine Your Search (not shown). You can continue to **refine your search** until you get your desired results.